
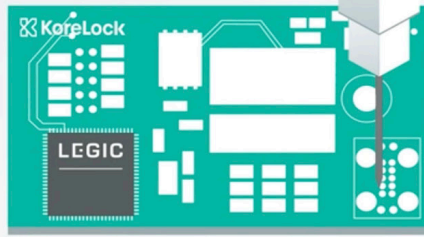


EMBEDDED SMART LOCK PLATFORM



KoreLock simplifies integration with LEGIC's multipurpose security modules. Utilize KoreLock's embedded platform integrated with the LEGIC 6000 series to add end-to-end security, BLE, RFID and participation in Legic's Wallet Program. KoreLock reduces the time-to-market, cost, and risk with LEGIC-powered smart locks. KoreLock's embedded IoT technology platform is supported by its firmware and PCBAs, mobile apps, cloud infrastructure for remote monitoring and control, and cloud-to-cloud APIs integration with any 3rd party application.




WIFI CLOUD ACCESS

Our patented, power-saving WiFi technology provides enhanced intelligence for access control that extends battery life while operating on existing WiFi networks.




BLUETOOTH LOCAL ACCESS

Secure Bluetooth functionality, including lock/unlock, user management, settings, history and mobile credentials.



LOCK FIRMWARE

Deep access control feature set including access users, guest users, schedules, auto-lock & passage modes and other lock settings.



CREDENTIAL FLEXIBILITY

Support for multiple credentials types including pin codes, temporary guest codes, algorithmic codes, cards and mobile credentials.



MOBILE APPS & SMART OFFLINE FUNCTIONALITY

Use our smart offline credentials including mobile credential and algorithmic PINs in non-connected environments.



SECURE ENCRYPTION


Industry-standard security technologies, including SSL/TLS, 2048-bit public/private key encryption, and secure registration flows.

KORELOCK MODULE FUNCTIONAL SPECIFICATIONS

Users (PINs & Cards)	Up to 3,200
Audits	Up to 4,900 events stored on lock if offline.
Supported Credentials	User PIN, Temporary Guest PIN, Temporary Algorithmic PIN, and Mobile Credentials. Support for card credentials available (host hardware card reader required).
Passage Modes	Passage Mode and Auto-Lock Mode
Schedules	<ul style="list-style-type: none"> Lock Action Schedule (lock/unlock weekly schedule) Up to 63 Access Schedules (M-F, 9-5) Up to 63 Access Exception/Holiday schedules Passage Mode Schedules (alter between passage and auto-lock)
Programming	Via keypad, over BLE or WiFi
Lockout	Defaulted to 5 incorrect entries, field configurable
Hardware	Nordic Semiconductor nRF52840, Espressif Systems ESP32-S2-MINI-1
Communication Standards	<ul style="list-style-type: none"> 2.4 GHz WiFi (IEEE 802.11 b/g/n) WPA, WPA2 HTTPS encrypted with TLS UDP channel with AES-128 encryption Bluetooth® low energy (version 4.2)
WiFi Connection Interval	Intermittent WiFi connectivity defaults to every hour and when keypad pressed. Connection interval can be adjusted between every 5 minutes to 1x per day. Always on connection possible with optional external power supply.
OTA (Over the Air Firmware Updates)	Available for WiFi and BLE modules via BLE (delivered by mobile app) and over WiFi
Security	Mutually-authenticated TLS 1.2 with 2048-bit keys.

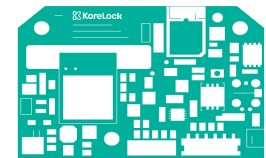
KORELOCK MODULE

Embedded Smart Lock on a chip with full featured firmware, WiFi for cloud connectivity and BLE for local control.



CUSTOM PCBAS

Work with KoreLock to embed LEGIC module, BLE and WiFi modules onto custom PCBA to fit specific hardware.



FIRMWARE LICENSE

Build your own PCBA's with supported hardware and license KoreLock and LEGIC firmware and app support.

